



VELUX®

Skylights



Residential Skylights Catalogue

Skylights, SUN TUNNEL® Skylights and Roof Windows

Contents

4 Deck-Mounted Skylights

- VSS** Solar-Powered
- VSE** Electric-Powered
- VS** Manual
- FS** Fixed

6 Curb-Mounted Skylights

- VCS** Solar-Powered
- VCE** Electric-Powered
- VCM** Manual
- FCM** Fixed

8 Flat Roof Skylights

- CMDG** Fixed with Polycarbonate Protective Cover
- CFU** Fixed Generation Curved Glass
- CFP** Fixed with Polycarbonate Protective Cover
- CXP** Hatch with Polycarbonate Protective Cover

10 Skylight Shades

- Solar-Powered Skylight Shades
- Manual Roof Window Shades

12 Remote Controls

- VELUX Touch
- Remote Options Comparison

14 Roof Windows

- GPL** Top-Hinged
- GGL** Centre-Pivot
- GXL** Roof-Access
- GDL** Balcony

16 SUN TUNNEL® Skylights

- TGR / TGF** Low-Profile Dome
- TMR / TMF** Pitched Dome
- TCR** Curb-Mount Dome
- TLR** Low-Profile Flat Glass

18 Flashing & Installation

- The VELUX Skylight Guarantee
- Types of Installation
- Flashing Systems
- A Skylight for Every Ceiling
- Choosing the Right Skylight Glass
- Energy Star® and Limited Warranty

23 Consultation & Certified Installers

VELUX®

Skylights





20
Year
Limited
Warranty
Page 22

Deck-Mounted



VSS

A B C D

Solar-Powered Fresh Air Skylight

- Powered by a discreet solar panel allowing you to open and close your skylight with the touch of a button without using your home's electricity
- Equipped with a built-in rain sensor to close the unit in the event of inclement weather

VSS Glass Options	Code
ComfortPlus	04
Energy i89	89



VSE

A B C D

Electric Fresh Air Skylight

- Concealed motor and control system easily opens and closes skylight with a remote
- Equipped with a built-in rain sensor to close the unit in the event of inclement weather

VSE Glass Options	Code
ComfortPlus	04
Energy i89	89



VS

A D

Manual Fresh Air Skylight

- Opens and closes by hand with a smooth turning handle for in-reach applications and a rod for out-of-reach ones
- Choose from a variety of different glasses

VS Glass Options	Code
ComfortPlus	04
Energy i89	89



FS


A

Fixed Skylight

- Designed to visually expand a space by bringing in an abundance of natural light
- Choose between a variety of different glasses
- Clean, low-profile appearance allows this skylight to fit in on any roof

FS Glass Options	Code
ComfortPlus	04
Energy i89	89

Call for additional options such as Impact Glass, Snowload Glass, Copper Cladding, or Stain Grade Wood Interior.



Add a Solar-Powered Pre-Installed Shade
White Room Darkening or Light Filtering. Special order options are available. Page 10



A Add the VELUX App Control system, Gateway + App:
Control your VELUX shades anytime, anywhere with your smartphone or smart home device.



B Add the Smart Tech Option:
VELUX ACTIVE includes App Control plus smart sensors that continuously monitor temperature, humidity, and CO₂ levels to open or close your skylights automatically.

C Wireless remote included. **D** Equipped with insect screen.

Deck-Mounted Skylights

Explore our range of classic deck-mounted skylights, including solar, electric, and manual versions. Deck-mounted skylights attach directly to your roof with no need for a curb, resulting in a quick, seamless, and watertight installation.

Standard Sizes	A06	C01	C04	C06	C08	C12	D26	D06	M02	M04	M06	M08	S01	S06
Rough Opening (W"xH")	14 1/2 x 45 3/4	21 x 26 7/8	21 x 37 7/8	21 x 45 3/4	21 x 54 7/16	21 x 70 1/4	22 1/2 x 22 15/16	22 1/2 x 45 3/4	30 1/16 x 30	30 1/16 x 37 7/8	30 1/16 x 45 3/4	30 1/16 x 54 7/16	44 1/4 x 26 7/8	44 1/4 x 45 3/4
Outside Frame (W"xH")	15 1/4 x 46 1/4	21 1/2 x 27 3/8	21 1/2 x 38 3/8	21 1/2 x 46 1/4	21 1/2 x 54 15/16	21 1/2 x 70 3/4	23 1/4 x 23 7/16	23 1/4 x 46 1/4	30 9/16 x 30 1/2	30 9/16 x 38 3/8	30 9/16 x 46 1/4	30 9/16 x 54 15/16	44 3/4 x 27 3/8	44 3/4 x 46 1/4
VSS Solar / VSE Electric		•	•	•	•				•	•	•	•	•	•
VS Manual		•	•	•	•				•	•	•	•	•	•
FS Fixed	•	•	•	•	•	•	♦	♦	•	•	•	•	•	•

♦ Model FS sizes D26 and D06 fit perfectly between 24" outside curb roof trusses.



20
Year
Limited
Warranty
Page 22

Curb-Mounted



VCS
A B C D
Solar-Powered Fresh Air Skylight
• Solar-powered battery control system easily opens and closes skylight with remote or smartphone app
• Equipped with a built-in rain sensor to close the unit in the event of inclement weather

VCS Glass Options	Code
ComfortPlus	04
Energy i89	89



VCE
A B C D
Electric Fresh Air Skylight
• Concealed motor and control system easily opens and closes skylight with a remote
• Rain sensor automatically closes skylight at the first sight of rain

VCE Glass Options	Code
ComfortPlus	04
Energy i89	89



VCM
A D
Manual Fresh Air Skylight
• Manually open and close the skylight with smooth-turning handles or control rods
• White frames and sashes create a sleek, high quality finish

VCM Glass Options	Code
ComfortPlus	04
Energy i89	89



FCM
A
Fixed Skylight
• Low profile creates a clean, streamlined appearance on the roof
• Custom sizes available
• Additional sizes available not shown below, call for sizes

FCM Glass Options	Code
ComfortPlus	04
Triple Pane Laminated	29 ¹
Triple Pane	30 ¹
Comfort (in-reach option)	05

Call for additional options such as Impact or White Laminated Glass. ¹ Select sizes, call for information.



Add a Solar-Powered Pre-Installed Shade
White Room Darkening or Light Filtering. Special order options are available. Page 10



Add the VELUX App Control system, Gateway + App:
Control your VELUX shades anytime, anywhere with your smartphone or smart home device.



Add the Smart Tech Option:
VELUX ACTIVE includes App Control plus smart sensors that continuously monitor temperature, humidity, and CO₂ levels to open or close your skylights automatically.

C Wireless remote included. D Equipped with insect screen.

Standard Sizes	1430	1446	2222	2230	2234	2246	2270	3030	3046	3055	3072	3434	3446	3737	4622*	4630*	4646	4672
Inside Curb/Rough Opening (W"xH")	14 1/2 x 30 1/2	14 1/2 x 46 1/2	22 1/2 x 22 1/2	22 1/2 x 30 1/2	22 1/2 x 34 1/2	22 1/2 x 46 1/2	22 1/2 x 70 1/2	30 1/2 x 30 1/2	30 1/2 x 46 1/2	30 1/2 x 55 1/2	30 1/2 x 72 1/2	34 1/2 x 34 1/2	34 1/2 x 46 1/2	37 1/2 x 37 1/2	46 1/2 x 23 1/2	46 1/2 x 30 1/2	46 1/2 x 46 1/2	46 1/2 x 72 1/2
Outside Curb (W"xH")	17 1/2 x 33 1/2	17 1/2 x 49 1/2	25 1/2 x 25 1/2	25 1/2 x 33 1/2	25 1/2 x 37 1/2	25 1/2 x 49 1/2	25 1/2 x 73 1/2	33 1/2 x 33 1/2	33 1/2 x 49 1/2	33 1/2 x 58 1/2	33 1/2 x 75 1/2	37 1/2 x 37 1/2	37 1/2 x 49 1/2	40 1/2 x 40 1/2	49 1/2 x 25 1/2	49 1/2 x 33 1/2	49 1/2 x 49 1/2	49 1/2 x 75 1/2
Max Skylight Clearance (W"xH")	18 5/8 x 34 5/8	18 5/8 x 50 5/8	26 5/8 x 26 5/8	26 5/8 x 34 5/8	26 5/8 x 38 5/8	26 5/8 x 50 5/8	26 5/8 x 74 5/8	34 5/8 x 34 5/8	34 5/8 x 50 5/8	34 5/8 x 59 5/8	34 5/8 x 75 5/8	38 5/8 x 38 5/8	38 5/8 x 50 5/8	41 5/8 x 41 5/8	50 5/8 x 26 5/8	50 5/8 x 34 5/8	50 5/8 x 50 5/8	50 5/8 x 76 5/8
VCS Solar			•		•	•		•	•				•		•	•	•	•
VCE Electric			•		•	•		•	•				•					•
VCM Manual			•		•	•		•	•				•		•			•
FCM Fixed*	•	•	•	•	•	•	•	•	•	•	•	•	•	•				•

Shades are not available for FCM sizes 1430, 1446. *All model FCM can be installed sideways. Call for flashing and shade codes.

Curb-Mounted Skylights

Enjoy the benefits of fresh air and natural light even if you have a flat or lower pitched roof with our specially designed curb-mounted skylights. This skylight is built like a shoe box with the curb as the box and the skylight as its top, allowing for installation on a wider variety of rooftops.




See More Flat Roof Models:
Curb-Mounted Skylights
Page 7
SUN TUNNEL® Skylights
Page 16

Flat Roof Skylights

Designed for homes with flat or low-slope roofs, VELUX Flat Roof Skylights transform any space with natural light. The innovative design of these skylights lets in more daylight, easily sheds rainwater, and stands out as a modern addition to roof surfaces.

Flat Roof



CMDG

NEW
Designed for
Canada

Fixed Polycarbonate Cover

- Polycarbonate dome over ComfortPlus glass skylight
- Designed specifically for Canadian climates
- Add a White Room-Darkening or Light-Filtering Solar-Powered Shade¹
- Special order shade options are available, see page 10



CFU

Fixed Curved Glass

- ISU Generation curved glass cover lets rainwater easily roll off for a clean look while preventing leaks
- Tempered glass top cover is virtually scratch-proof, providing a durable layer of protection
- CFU fixed base unit with laminated glass for added safety, sound control, and thermal protection
- Insulated PVC frame



CFP

Fixed Polycarbonate Cover

- Highly impact resistant domed polycarbonate outer cover lets rainwater easily roll off for a clean look while preventing leaks
- Inner laminated glass for added safety, sound control, and thermal protection
- Insulated PVC frame
- Special order solar shades are available for most sizes*



CXP

60°

Hatch Polycarbonate Cover

- Opens manually up to 60° for roof access
- Highly impact resistant domed polycarbonate outer cover lets rainwater easily roll off for a clean look while preventing leaks
- Inner laminated glass for added safety, sound control, and thermal protection
- Insulated PVC frame

CMDG Size code	2222	2246	3030	3434	4646	CXP Size Code	090120	100100	120120
	<input type="checkbox"/>	<input type="checkbox"/>	<input type="checkbox"/>	<input type="checkbox"/>	<input type="checkbox"/>		<input type="checkbox"/>	<input type="checkbox"/>	<input type="checkbox"/>
Outside Curb (W x H) inches	25 1/2 x 25 1/2	25 1/2 x 49 1/2	33 1/2 x 33 1/2	37 1/2 x 37 1/2	49 1/2 x 49 1/2	Rough Opening (W x H) cm	90 x 120	100 x 100	120 x 120
Max Skylight Clearance (W x H) inches	26 5/8 x 26 5/8	26 5/8 x 50 5/8	34 5/8 x 34 5/8	38 5/8 x 38 5/8	50 5/8 x 50 5/8	Rough Opening (W x H) inches	35 7/16 x 47 1/4	39 3/8 x 39 3/8	47 1/4 x 47 1/4
						Exterior Frame (W x H) inches	42 1/2 x 54 3/8	46 1/2 x 46 1/2	54 3/8 x 54 3/8

CFU Size Code	060060	080080	090060	090090	100100	120090	120120	150100	150120	150150	200060	200100
	<input type="checkbox"/>	<input type="checkbox"/>	<input type="checkbox"/>	<input type="checkbox"/>	<input type="checkbox"/>	<input type="checkbox"/>	<input type="checkbox"/>	<input type="checkbox"/>	<input type="checkbox"/>	<input type="checkbox"/>	<input type="checkbox"/>	<input type="checkbox"/>
Rough Opening (W x H) cm	60 x 60	80 x 80	90 x 60	90 x 90	100 x 100	120 x 90	120 x 120	150 x 100	150 x 120	150 x 150	200 x 60	200 x 100
Rough Opening (W x H) inches	23 5/8 x 23 5/8	31 1/2 x 31 1/2	35 7/16 x 23 5/8	35 7/16 x 35 7/16	39 3/8 x 39 3/8	47 1/4 x 35 7/16	47 1/4 x 47 1/4	59 1/16 x 39 3/8	59 1/16 x 47 1/4	59 1/16 x 59 1/16	78 3/4 x 23 5/8	78 3/4 x 39 3/8
Exterior Frame (W x H) inches	32 1/16 x 32 1/16	39 15/16 x 39 15/16	43 7/8 x 32 1/16	43 7/8 x 43 7/8	47 13/16 x 47 13/16	55 11/16 x 43 7/8	55 11/16 x 55 11/16	67 1/2 x 47 13/16	67 1/2 x 55 11/16	67 1/2 x 67 1/2	87 3/16 x 32 1/16	87 3/16 x 47 13/16

CFP Size Code	060060	060090	080080	090090	090120	100100	100150	120120	150150
	<input type="checkbox"/>	<input type="checkbox"/>	<input type="checkbox"/>	<input type="checkbox"/>	<input type="checkbox"/>	<input type="checkbox"/>	<input type="checkbox"/>	<input type="checkbox"/>	<input type="checkbox"/>
Rough Opening (W x H) cm	60 x 60	60 x 90	80 x 80	90 x 90	90 x 120	100 x 100	100 x 150	120 x 120	150 x 150
Rough Opening (W x H) inches	23 5/8 x 23 5/8	23 5/8 x 35 7/16	31 1/2 x 31 1/2	35 7/16 x 35 7/16	35 7/16 x 47 1/4	39 3/8 x 39 3/8	39 3/8 x 59 1/16	47 1/4 x 47 1/4	59 1/16 x 59 1/16
Exterior Frame (W x H) inches	30 3/4 x 30 3/4	30 3/4 x 42 1/2	38 9/16 x 38 9/16	42 1/2 x 42 1/2	42 1/2 x 54 3/8	46 1/2 x 46 1/2	46 1/2 x 66 1/8	54 3/8 x 54 3/8	66 1/8 x 66 1/8

¹ Shade and shade tray (ZZZ) shipped and invoiced individually. Pre-installs are not available. ² If moisture or condensation is a concern, installation above 14° is recommended.




Pre-Installed
Shades
White Solar
Room-Darkening or
Light Filtering



Room-Darkening Double-Pleated

- Specially designed to convert day into night by blocking out even the brightest sunlight
- Solar skylight shades are sustainable and easy to use as they are powered by the sun and operated via a wireless wall switch
- Manual shades available for roof windows*

In-Stock¹



1045
White




Unique honeycomb structure adds an extra layer of fabric to block bright sunlight.

Light-Filtering Single-Pleated

- Perfect for evenly distributing a soft amount of light across rooms like a kitchen or living room
- Solar skylight shades are easy to install and easy to operate with our included wireless wall switch
- Manual shades available for roof windows*

In-Stock¹



1016
White



The single-pleated shades softly diffuse natural light, helping prevent glare.

Special Order²

1047 Charcoal	1049 Golden Beige	1156 Blue	1165 Light Brown	1166 Ivory
1167 Orange	1168 Dusty Green	1169 Light Blue	1170 Dark Taupe	1172 Light Grey
1173 Petrol	1155 Beige	1163 Grey	1164 Grey Melange	1171 Dark Sand

Special Order²


1256 Classic White	1274 Charcoal	1276 Dusty Brown	1277 Dusty Sand	1278 Beige
1279 Red Wine	1280 Forest Green	1281 Mint Green	1283 Light Beige	1284 Grey
1285 Soft Blue	1259 Classic Sand	1275 Natural	1282 Dark Grey	1286 Blue Jeans

¹ **In-Stock:** Available for factory installation when skylight and shade are purchased together, 3-5 business days. Custom sizes must be placed as special order. Roof windows not eligible for factory installation. ² **Special Order:** Not available for factory installation. Shades ship separately from your skylight, 4-6 week lead time. * Manual shades are available in all colours and styles for VELUX Roof Windows, see page 14.

Solar Skylight Shades & Manual Roof Window Shades

Solar shades add the ultimate functionality to skylights. Sustainably powered by the sun, solar skylight shades give you control over the amount of light in your home. Use the included Wall Switch to easily open and close your shades, or upgrade to our new Intelligent Touch Remote for even smarter operation.

Complete the look of your roof window with stylish, manually-operated roof window shades! Available in a variety of styles and colours to match your decor, roof window shades easily glide up and down to let in just the right amount of light for your space.



The Touch remote controls both skylights and shades, featuring ventilation timing and programmable presets.

Simple control of all VELUX skylights and shades with one remote.

We believe it should be easier to create your perfect home environment with VELUX skylights and shades. Now, with VELUX Touch, you only need to reach for one remote to take control of every skylight and shade you install. Talk about indoor comfort right at your fingertips!

- Remote operation in room where your skylights are installed
- Operate multiple products at once
- Group skylights and shades to operate together
- Set the ventilation timer for regular automated home airing
- Lock home option to securely close all your skylights automatically
- Preset shade and skylight positions for even easier operation



Remote Comparison



VELUX Wall Switch

For customers that want basic and simple benefits, and no smartphone control.

VELUX Touch

VELUX App Control

For customers that wish for more benefits and smartphone control, without full automation of products.

VELUX ACTIVE

For customers that wish to see insight into air and temperature statistics of their home and improve it through automatic ventilation and heat control.

	Included with product	\$	\$	\$\$
Price	Included with product	\$	\$	\$\$
Remote Operation Inside the Room	✓	✓	✓	✓
Remote Operation from Anywhere			✓	✓
Operation of Multiple Products		✓	✓	✓
Requires Wi-Fi Connection			✓	✓
Compatible with Apple HomeKit® and Google Assistant™			✓	✓
Group Products		✓	✓	✓
Ventilation Timer		✓	✓	✓
Lock Home Option (close all skylights)		✓	✓	✓
Accessible to All Household Members	✓	✓	✓	✓
Scheduling to Personal Preferences			✓	✓
Voice Control			✓	✓
Sensor-based Automation				✓
Use of Weather Data				✓
Live Indoor Sensor Data				✓



Deck-Mounted Roof Windows



GPL

Top-Hinged

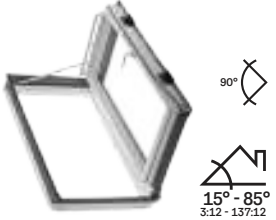
- Innovative top control bar allows for lower installation, providing excellent views while standing or seated
- Convenient bottom handle for simple operation within reach
- Unique ventilation flap with built-in reusable air filter allows fresh, filtered air through with the window closed
- Insect screen ZIL available



GGL

Centre-Pivot

- Convenient and simple to operate, even with furniture placed beneath
- Easy to open and quick to close with the innovative top control bar
- Lower installation allows for more flexibility and better views while standing or seated
- Unique ventilation flap allows fresh, filtered air through with the window closed
- Insect screen ZIL available



GXL

Roof Access

- Opens wide for easy access to the roof for repairs, maintenance, emergency, and egress ¹
- Greatly increase the amount of natural light and fresh air in your rooms
- Sleek outer appearance blends in with your roofline
- Innovative locking device keeps window open so it won't fall shut
- Can be installed to open from left or right side
- Insect screen ZIL available



GDL

Balcony

- Easily transforms from roof window to balcony in seconds
- Provides abundant daylight and great floor-to-ceiling views
- Unique ventilation flap allows fresh, filtered air through with the window closed
- Balcony fits flush with the roof when closed for a sleek exterior look
- Insect screen ZIL available

GPL Glass Options	Code
Triple Pane Laminated	66

GGL Glass Options	Code
Triple Pane Laminated	66

GXL Glass Options	Code
Triple Pane Laminated	66

GDL Glass Options	Code
Triple Pane Laminated	66



Add Shades!

Roof windows are compatible with VELUX manual shades for ultimate light control. ²



Shades ship separately from Roof Window. Special order colours available, see page 10.

Deck-Mounted Roof Windows

VELUX Roof Windows are installed within reach and manually open to let fresh air flow in while maximizing the amount of natural light in a space. Perfect for loft conversions and attic spaces, roof windows offer panoramic views, natural ventilation, and increased energy efficiency.

Standard Sizes	CK01	CK04	CK06	FK06	MK04	MK06	MK08	MK19	PK10	PK19	SK01	SK06	SK19	UK04	UK08
Rough Opening (W-in. x H-in.)	22 ¹ / ₈ x 27 ¹ / ₂	22 ¹ / ₈ x 39	22 ¹ / ₈ x 46 ⁷ / ₈	26 ¹ / ₂ x 46 ⁷ / ₈	31 ¹ / ₄ x 39	31 ¹ / ₄ x 46 ⁷ / ₈	31 ¹ / ₄ x 55 ¹ / ₂	31 ¹ / ₄ x 99 ³ / ₄	37 ⁵ / ₈ x 63 ¹ / ₂	37 ⁵ / ₈ x 99 ³ / ₄	45 ³ / ₈ x 27 ¹ / ₂	45 ³ / ₈ x 46 ⁷ / ₈	45 ³ / ₈ x 99 ³ / ₄	53 ¹ / ₄ x 39	53 ¹ / ₄ x 55 ¹ / ₂
GPL Top-Hinged		•	•	•	•	•	•		•			•		•	•
GGL Centre-Pivot	•	•	•	•	•	•	•		•		•	•		•	•
GXL Roof-Access				•											
GDL Balcony								•		•			•		

¹ Consult local code officials regarding egress requirements as they may vary by jurisdiction.
² Special Solar shades available for most Roof Window sizes, call 1-800-888-3589 for more information.
³ Manual combination Blackout and Light-Filtering Duo Shades are available, call 1-800-888-3589 for more information.



SUN TUNNEL® Skylights

Adding SUN TUNNEL skylights is a cost-effective way to add natural light to areas that need a brighter, more vibrant appearance. Their low-profile design creates a sleek appearance on any roofline, and their pre-fabricated light tube makes them quick and easy to install. Not to mention, they come with a 10-year tube warranty.

Rigid Tube and Flexible Tube



TGF (flexible) / TGR (rigid)
Low-Profile

- Angled dome is ideal for south-, west-, and east-facing roofs
- Parallel design to blend with roofline



TMF (flexible) / TMR (rigid)
Pitched

- Raised dome allows for consistent light distribution throughout the day
- Provides straighter tube run through most roof pitches



TCR
Curb-Mount

- One-piece metal, curb-mounted flashing
- Ideal for flat or low slopes as well as tile or metal roof materials




TLR
Low-Profile

- Low profile glass design for a sleek appearance
- Low profile glass is ideal for south, west and east facing roof

Accessories:

Ceiling Rings and Frosted Diffusers



Electric Light Kit

Energy Kit





Other Accessories: Additional rigid tube sections and elbows.



Add a Night Light!

Designed to fit inside the rigid tube of a VELUX SUN TUNNEL® skylight, the **VELUX Solar Night Light** gives off a soft, soothing glow from above when natural light isn't available.

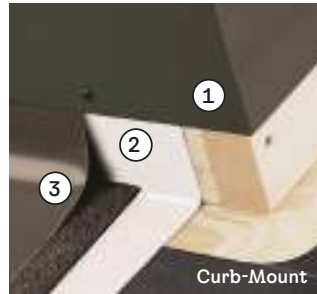

Standard Sizes	Rigid						Flexible			
	TMR		TGR		TLR	TCR	TMF	TGF		
Size Code	010	014	010	014	022	014	014	014	014	022
 TMR, TGR, TLR, TMF, TGF	○	○	○	○	○	○	○	○	○	○
 TCR										
Diameter (inches)	10	14	10	14	22	14	14	14	14	22
Tubing length with kit (feet) ¹	4	4	4	4	4	4	4	8	8	8
Maximum recommended installation length (feet)	20	25	20	25	30	25	25	8	8	12
Rough Opening – Ceiling (inches)	11 ¹ / ₄	15 ¹ / ₄	11 ¹ / ₄	15 ¹ / ₄	22 ³ / ₄	15 ¹ / ₄	15 ¹ / ₄	15 ¹ / ₄	15 ¹ / ₄	22 ³ / ₄
Rough Opening – Roof Deck ² (W-in. x H-in.)	12 ¹ / ₂ x 16	14 ¹ / ₂ x 20	12 ¹ / ₂ x 16	14 ¹ / ₂ x 18	22 ¹ / ₂ x 26	14 ¹ / ₂ x 17 ³ / ₄	–	14 ¹ / ₂ x 20	14 ¹ / ₂ x 18	22 ¹ / ₂ x 26
Outside Curb Dimensions ³ (W-in. x H-in.)	–	–	–	–	–	–	20 ⁷ / ₈ x 20 ⁷ / ₈	–	–	–

¹ Flashing height and overlaps should be considered when ordering tube length. ² Roof deck rough opening height dependent on roof pitch, refer to installation instructions for proper measurement. ³ Including roofing materials.

The VELUX Skylight Guarantee



Three patented layers of water protection work together to ensure your VELUX skylight will hold up in all weather conditions.



- ① **Pre-Attached Seal**
Pre-attached deck seal (deck-mounted) or gasket (curb-mounted) provides a tight seal for leak-proof installation.
- ② **Adhesive Underlayment**
Adhesive underlayment for secondary water protection against the harshest weather conditions.
- ③ **Engineered Flashing**
Engineered flashing for easy installation and primary water protection.

Types of Installation

When it comes to skylights, there are two preferred installation methods designed for the Canadian climate. To know which installation is right for a home, a skylight installer or roofer will evaluate the home's roof pitch, roof material, ceiling type, and whether this is a replacement job or a new cut-in. But whatever the method, you're installing the same great skylight that brings in plenty of natural light and fresh air!

Deck-Mounted Skylights



Deck-mounted skylights allow your skylight to have a low profile on your roof and create an energy-efficient installation. With this installation, your skylight is nailed directly to the roof-deck. Deck-mounted skylights are ideal for new construction homes or for brand new cut-in skylights.

Curb-Mounted Skylights







Curb-mounted skylights are the most common installation preference in low-pitch or flat-roof situations. The "curb" is a frame built mostly of two-by-fours that are attached to the roof. The skylight is then installed on top of the curb. You can imagine it as a shoebox: the curb is the box and the skylight is the lid.

Flashing Systems

VELUX Skylight Flashing Kits are a crucial part of our complete system designed to shed water without relying on sealants that can break down over time. No matter the scope of your project, we offer a variety of skylight flashing systems to ensure a weather-tight fit for virtually all roof types and slopes so you can easily install the skylight of your dreams.

Deck-Mounted Flashing Systems

Each of our deck-mounted flashing systems is made up of a pre-attached deck seal, adhesive underlayment, and engineered flashing. They attach directly to your roof deck and interweave with the roofing material to ensure your VELUX skylight will hold up in all weather conditions.



Curb-Mounted Flashing Systems

VELUX curb-mounted skylights have a pre-attached skylight gasket, which provides a tight seal between the site-built curb and skylight. When combined with our curb-mounted engineered flashing and adhesive underlayment, they create a seal to ensure your VELUX skylight will stand strong in all types of weather.



A Skylight for Every Ceiling

Flat, Attic, Cathedral, Vaulted

Have you considered installing a skylight, looked up at your flat ceiling, and thought that there's just no way? You're not alone! One of the most common misconceptions about skylights is that they can only be installed in homes with vaulted ceilings. But we're here to tell you that's not the case.



Flat Ceiling

If you have flat ceilings, once your skylight is set outside, your installer will construct a drywall light shaft inside. This shaft directs daylight to the room below while hiding the attic space between your ceiling and roof.



Cathedral Ceiling

The advantage to cathedral ceilings during skylight installation is that without attic space between the roof and your home's interior, there's no need for a light shaft. So, once your skylight is installed, the work's all done.



Vaulted Ceiling

Although similar to a cathedral ceiling, vaulted ceilings feature a single sloping side or arched slope. This style may require a light shaft to be created between your ceiling and roof for the skylight.



Attic

Even if your attic has obstacles like HVAC units, you can still add natural light to your home. SUN TUNNEL® Skylights fit between ceiling supports, allowing light to fill the space below uninhibited.



Flat Roof & Ceiling

Like a cathedral ceiling, flat ceilings under flat roofs can easily accommodate both skylights and SUN TUNNEL® skylights. Depending on your attic space, a small light shaft may be needed to complete the installation.

Choosing the Right Skylight Glass

Local Building Code

Ensuring your skylight meets your **local building code** is most important when choosing the right glass. Laminated glass is required to meet most building codes in Canada for overhead skylights. Please check with your local building code.

Energy Skylight Series

For customers interested in energy efficiency, VELUX has the widest selection of in stock Energy Glass options. VELUX offers Energy Star® certified skylights and the VELUX Energy Series, delivering the most energy efficient glass options in the industry.

VELUX Glass

VELUX glass has an advanced triple Low-E protective coating, dual sealed and injected with Argon gas that provides maximum daylight and heat control for year-round comfort and energy savings. All glass offers some degree of protection from heat loss & gain, fading and sound.

Made for Comfort	Made for Better Comfort	Made for Energy Experience	
Basic Comfort: Tempered Glass (FCM Skylights)	ComfortPlus: Laminated Glass	Energy i89: Laminated Glass	Triple pane laminated

05	04	89	29
<ul style="list-style-type: none"> Exterior and interior tempered pane ideal for in-reach skylights. Advanced triple Low-E protective coating and Argon gas filled. 	<ul style="list-style-type: none"> Exterior tempered glass. Interior laminated pane for added safety, efficiency, and UV protection. 10-year hail warranty. Advanced triple Low-E protective coating and Argon gas filled. 	<ul style="list-style-type: none"> Maximum energy efficiency and thermal performance. Interior laminated pane has Low-E coatings applied on two surfaces for enhanced energy efficiency. Exterior tempered pane. 10-year hail warranty. Advanced triple Low-E protective coating and Argon gas filled. Meets Vancouver building code. 	<ul style="list-style-type: none"> Exterior 2 panes are tempered glass. Inner pane is laminated glass. Exterior tempered glass. 10-year hail warranty. Advanced triple Low-E protective coating and Argon gas filled. FCM meets Vancouver building code.

Made for Energy Experience			
Triple pane	Triple pane laminated (Deck Mounted Roof Window)	ComfortPlus (Flat Roof Skylights)	Triple pane (Flat Roof Skylights)

30	66	73	25
<ul style="list-style-type: none"> 3 layers of tempered safety glass. Protects against fade-causing UV rays. High energy efficiency and thermal performance. 10-year hail warranty. Advanced triple Low-E protective coating and Argon gas filled. 	<ul style="list-style-type: none"> Exterior 2 panes are heat strengthened and toughened float glass. Sound insulating laminate on inner pane. Two internal surfaces with extra heat insulation coatings. Argon gas filled. Easy to clean and anti-dew coatings on exterior surface. Meets Vancouver building code. 	<ul style="list-style-type: none"> Double pane. Inner glass pane, laminated with 2 x 3 mm float glass. Low-E on inner pane. Outer pane is 4 mm float glass. Argon gas filled. 	<ul style="list-style-type: none"> Triple pane. Insulated glass unit with inner laminated glass pane for safety. Low-E on inner pane. Argon gas filled.

Energy Star® and Limited Warranty

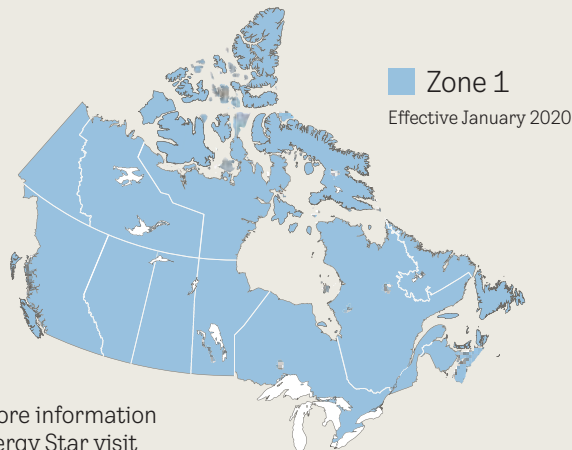
Energy Star for skylights

Canada has adopted a simple, single zone criteria for Energy Star rating.

VELUX has the best selection of Energy Star certified skylights and SUN TUNNEL®. Not only do we have products that meet Energy Star to save your clients money but they are all rigorously tested to perform in the harshest and most extreme climates. For specific Energy Star by product please go to the Product and Pricing Guide. Scan QR code on the front cover to access.

All Energy Star certified skylights are required to have a maximum U-factor value of 2.29 (metric) or 0.40 (imperial) and meet factory inspections. Energy Star certified skylights are more energy efficient than what most local building codes require.

VELUX also has the **VELUX Energy Series** with products that have extremely low performance U-values.



For more information on Energy Star visit nrcan.gc.ca/energy

Certifications

VELUX Skylights and SUN TUNNEL® Skylights have been tested to high industry standards.



Certification data is available by scanning the QR code.



Limited warranty summary

This Warranty applies to products manufactured as of January 1st, 2010. Please contact VELUX for warranty information for product manufactured prior to 2010.

VELUX Skylights & Roof Windows

20 YEARS: Parts on seal failure (moisture between glass panes).

10 YEARS: Parts for defective skylights, roof windows and flashings.

10 YEARS: Laminated glass and triple pane products on cracking or breakage due to hail.

VELUX SUN TUNNEL® Skylights

20 YEARS: Parts for Rigid Tube reflection-enhanced material (surface deterioration).

10 YEARS: Parts (corrosion and deterioration).

VELUX Electrical Systems and Sunscreening Accessories

5 YEARS: Parts for electrical systems and sunscreening accessories.

VELUX Commercial Warranty

See velux.ca for full warranty details

Limited labour warranty included. See velux.ca or call for full warranty details.

Notice

All glass may be subject to unexpected and spontaneous breakage in rare circumstances due to imperfections in the glass that are undetectable during the manufacturing and inspection process by the manufacturer of the glass and VELUX. VELUX offers the choice of laminated or tempered glass skylights. Laminated glass is a combination of two or more glass sheets with one or more interlayers of plastic (PVB) or resin. In case of breakage, the interlayer is designed to hold the fragments together. Tempered glass does not contain an interlayer to hold the fragments together. Instead, tempered glass is designed to break into small, pebble-like pieces. When tempered glass breaks, pieces of glass come loose and may strike an individual. Consult local regulations and/or building material consultants to determine which type of glass is right for you or if laminated glass is required in your application.

The pricing listed is suggested retail, dealer may sell for more or less. Shipping to the dealer is included on all skylight, SUN TUNNEL® skylight and roof window orders. Shipping is excluded on commercial skylight orders. All other orders are subject to a \$20 freight charge.

Virtual Design Consultation

Book your Free 30-Minute Online Skylight Planning Appointment

Let us help you transform your space into your favourite place! Whether you are replacing your skylight, building a new home, or adding a new skylight, we can help jump-start your daylighting project!

Our VELUX Daylight Experts can help you determine which product best fits your needs and connect you with a VELUX Certified Installer.

Our virtual planning consultation lasts about 30-minutes, so you can attend the online appointment right from the comfort of your home and show us exactly where you would like to add or replace your skylight.

Book Consultation



VELUX Installers Program



Find a Certified Installer

Bringing you a cutting-edge No Leak skylight system is only part of why VELUX is the most trusted brand world-wide. We know that the installation is an essential part of our No Leak system, that is why VELUX invests in our VELUX Installers Program.

We train and certify companies across Canada to install our No Leak Skylight System, giving you peace of mind when adding or replacing your skylight.

To find a certified member of our VELUX Installers Program near you go to velux.ca.

Find an Installer



Transforming spaces since 1941. For over 80 years, VELUX has helped people envision and achieve the transformation of spaces using daylight and fresh air through the roof. Our product program includes roof windows and skylights, decorative shades, and sun screening products, as well as installation and smart home solutions.

By creating brighter, healthier, more sustainable places to live, work, learn and play we enable a better everyday life for people around the world. We work globally – with sales and manufacturing operations in more than 40 countries and around 11,500 employees worldwide. The VELUX Group is owned by VKR Holding A/S, a limited company wholly owned by non-profit, charitable foundations (THE VELUX FOUNDATIONS) and family.

For more information, visit velux.ca.



VELUX Canada Inc.
1 800-888-3589
veluxcanada@velux.com
velux.ca

Head Office
2740 Sherwood Heights Dr.
Oakville, Ontario
L6J 7V5

Western Office
#2130 - 550 Sherling Place
Port Coquitlam, BC
V3B 0J6